

Month End Price Report on Cotton Yarn(Hank)

Financial Year-wise

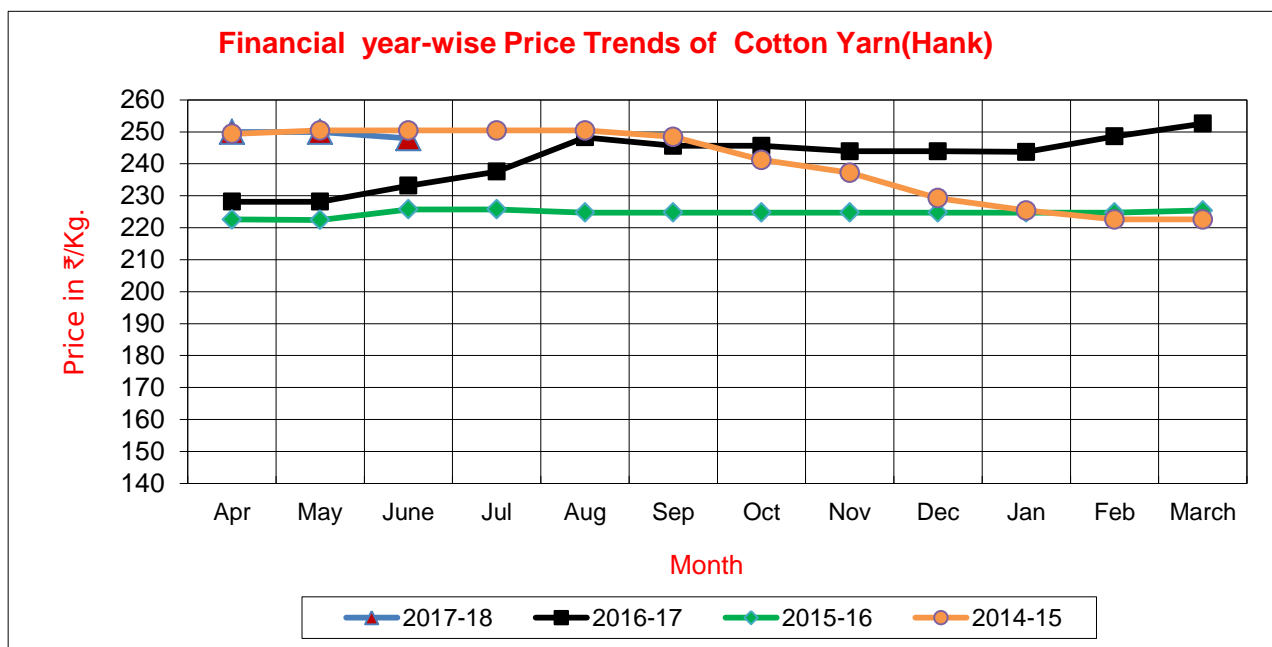
Values are in ₹/Kg.

As on ::24/06/2017

Item	Apr	May	June	Jul	Aug	Sep	Oct	Nov	Dec	Jan	Feb	March
	Wt.Avg.											
2017-18	249.97	249.97	247.97									
PV(M)	-1	Nil	-1									
PV(Y)	10	10	6									
2016-17	228.13	228.13	233.15	237.57	248.28	245.63	245.63	243.92	243.92	243.74	248.60	252.60
PV(M)	1	Nil	2	2	5	-1	Nil	-1	Nil	Nil	2	2
PV(Y)	2	3	3	5	10	9	9	9	9	8	11	12
2015-16	222.61	222.45	225.75	225.75	224.75	224.75	224.75	224.75	224.75	224.75	224.75	225.38
PV(M)	Nil	Nil	1	Nil	Nil	Nil	Nil	Nil	Nil	Nil	Nil	Nil
PV(Y)	-11	-11	-10	-10	-10	-10	-7	-5	-2	Nil	1	1
2014-15	249.41	250.43	250.43	250.43	250.43	248.43	241.24	237.24	229.24	225.38	222.61	222.61

PV(M) : % Variation w.r.t. previous month. PV(Y) : % Variation w.r.t. same month of the previous year.

N.A : Not Available



Month End Price Report on Cotton Yarn(Cones)

Financial Year-wise

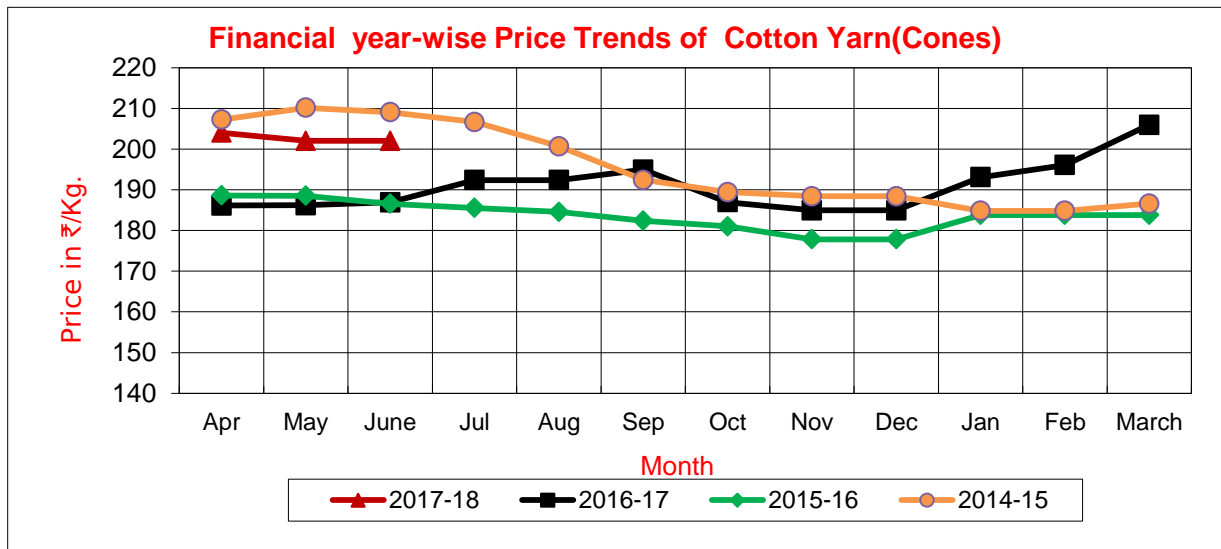
Values are in ₹/Kg.

As on ::24/06/2017

Item	Apr	May	June	Jul	Aug	Sep	Oct	Nov	Dec	Jan	Feb	March
	Wt.Avg.											
2017-18	204.03	202.03	202.03									
PV(M)	-1	-1	Nil									
PV(Y)	10	8	8									
2016-17	186.15	186.23	186.93	192.38	192.38	194.96	186.96	184.96	184.96	193.08	196.08	205.95
PV(M)	1	Nil	Nil	3	Nil	1	-4	-1	Nil	4	2	5
PV(Y)	-1	-1	Nil	4	4	7	3	4	4	5	7	12
2015-16	188.61	188.55	186.55	185.55	184.55	182.39	181.01	177.82	177.82	183.81	183.81	183.81
PV(M)	1	Nil	-1	-1	-1	-1	-1	-2	Nil	3	Nil	Nil
PV(Y)	-9	-10	-11	-10	-8	-5	-4	-6	-6	-1	-1	-2
2014-15	207.27	210.16	209.07	206.67	200.67	192.43	189.43	188.43	188.43	184.84	184.84	186.61

PV(M) : % Variation w.r.t. previous month. PV(Y) : % Variation w.r.t. same month of the previous year.

N.A : Not Available



Month End Price Report on Cotton Yarn(Hoisery)

Financial Year-wise

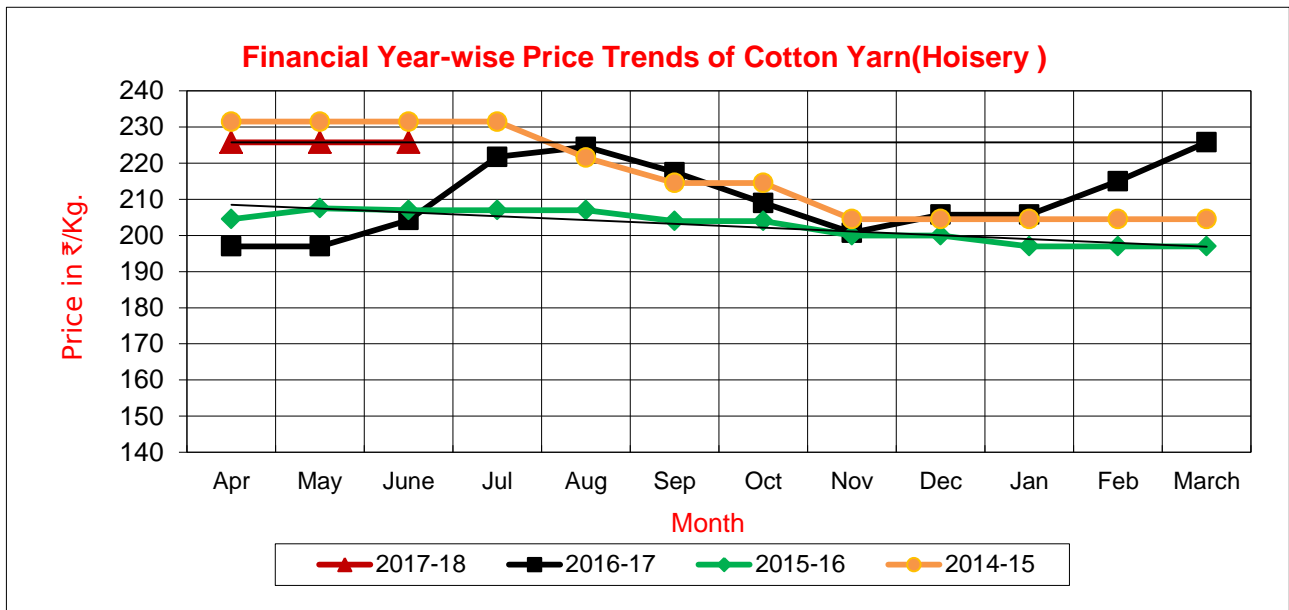
Values are in ₹/Kg.

As on :24/06/2017

Item	Apr	May	June	Jul	Aug	Sep	Oct	Nov	Dec	Jan	Feb	March
	Avg.											
2017-18	225.75	225.75	225.75									
PV(M)	Nil	Nil	Nil									
PV(Y)	15	15	11									
2016-17	197.00	197.00	204.25	221.75	224.50	217.50	209.00	200.75	205.75	205.75	215.00	225.75
PV(M)	Nil	Nil	4	9	1	-3	-4	-4	2	Nil	4	5
PV(Y)	-4	-5	-1	7	8	7	2	Nil	3	4	9	15
2015-16	204.50	207.50	207.00	207.00	207.00	204.00	204.00	200.00	200.00	197.00	197.00	197.00
PV(M)	Nil	1	Nil	Nil	Nil	-1	Nil	-2	Nil	-2	Nil	Nil
PV(Y)	-12	-10	-11	-11	-7	-5	-5	-2	-2	-4	-4	-4
2014-15	231.50	231.50	231.50	231.50	221.50	214.50	214.50	204.50	204.50	204.50	204.50	204.50

PV(M) : % Variation w.r.t. previous month. PV(Y) : % Variation w.r.t. same month of the previous year.

N.A : Not Available



Data Source: O/o Textile Commissioner

Data Compiled By: NIC-Textiles